

Theme – Travelling – Luke 2:1-5

Resources:

- Ice breaker PowerPoint questions
- Name labels
- Rolls and hotdogs etc.
- Video countdown timer
- ‘Price is Right’ intro video
- PowerPoint
- Three prizes
- Pen and paper
- Scripts x 2 for sketch

Time	Who?	Item	Length
		Doors open & icebreaker questions on screen	30 min
		Meal	30 min
		Video countdown timer	2 min
		Game- ‘The price is Right’	10 min
		Notices / encouragements	5 min
		Introduce theme	2 min
		Explain that we're beginning a three-part series about the Christmas story, and that this week we're looking at Mary and Joseph, travelling to Bethlehem.	
		Sketch	5 min
		Set in Biblical times, telling the story, with some humour, emphasising the stress etc of moving, especially with a pregnant woman...	
		Interactive discussion on moving house	8 min
		Discuss what it's like to move house, how stressful it is, and what its like leaving friends behind and moving to somewhere where you don't know anyone. Then feedback.	
		Talk	5 min
		The talk should probably touch on things like God is with us amid all those difficulties, and / or that God can bring good things to life, even in the midst of those difficulties i.e., Jesus.	
		Finish	2 min
		Mention prayer and chat available immediately after meeting has finished. Safe journey home and hope to see them all next week!!!	
		End	

If you need help using these resources, please contact: igniteenquiries@diocant.org

Find our Ignite resources: <https://canterburydiocese.org/ignite/ignite-resources>

Copyright: The Diocese of Canterbury. All rights reserved.

Three Wise Men

Part 1.

1. Come on guys, keep up! We've got to keep following that star.
2. Follow that star, he says, follow that star. We've been following that star for ages, Harry. What I want to know is when we're going to stop following it, and stop for something to eat, 'cause I'm starving!
3. **(In a miserable voice)** You know what? I hate camels!
2. Leave it out, Stan. What's that camel ever done to you?
3. I'll tell you wot this 'orrible camel did to me. He spat right in my face, just this morning when we were getting ready to leave.
2. He never spat at you.
1. He just sneezed.
3. Spat. Sneezed. It's all the same to me. I *really* 'ate camels. And he's stupid...
1. **(Muttering)** Stupid for carrying you, more like.
3. No, I mean, really, this camel is stupid. He goes left when I want him to go right and right when I want him to go left. In fact he's so stupid, I'm going to call him Forrest.
2. Forrest?
3. Yeah, Forrest Hump. **(Guffaws loudly)** Get it? Hump. Forrest Hump.
2. You twit!
1. Shut up, both of you; I think we must be nearly there. The star – it's slowing down. I can just make out a city in the distance. I, I think its Jerusalem.

2. Well, about time! My stomach's so hungry, it's given up the will to live!
3. This King, not the one who's going to be born, but the other one. What's his name again?
 1. Herod.
 3. Yeah, that's it. Herod... Funny old name. Sounds a bit like 'He's Odd'. Herod. Herr Odd. That's German you know, for Mr Odd.
2. What are you burbling on about?
 3. I'm burbling on about the fact that this Herod – Mr Odd – isn't going to be very 'appy, when we ask him where the new king is. I mean, he is the King at the moment isn't he? Probably won't be too impressed with being told that there's a new King on the block, will he?
 1. Well, we'll just have to watch what we say. Be subtle, you know, sweet talk him a bit. Don't give the game away. Lay on the schmooz.
 2. As long as he lays on some dinner. I'm so 'ungry, I could eat a horse.
 3. **(Still with miserable voice)** You can eat my camel if you like. I hate camels.
- 1 & 2. **(Together)** Shaddup!
 1. And keep following that star...

Part 2.

2. **(Sounding quietly slightly annoyed)** Don't give the game away, you said. Lay on the schmooze, you said. Be subtle, you said. Huh, you were about as subtle with Herod as a falling brick!

3. Or a falling camel.

2. I mean, I ask you, is this subtle? *"Where is the one who has been born the King of the Jews?"*

1. So it's a good job that God warned us not to go back to Herod in my dream then, isn't it? Otherwise, it would have been curtains for the lot of us. Anyway, I don't know why you're complaining. Nothing happened. We got to see the baby, and we've lived to tell the tale. What you moaning for?

2. Well, I'm moaning because you weren't subtle, and we didn't get time to even stop for some tea. Just dash in, see the baby, and dash out again. I mean, those shepherds had just put a lamb on to roast. They were having Yorkshires with it. We could have waited.

3. **(With miserable voice)** I'd like to roast my camel.

1. **(Pointedly ignoring 3.)** Look, we were only ever coming to see the baby and give him his presents. We weren't coming for a flippin' picnic, were we?

2. And that's another thing... About those presents...

1. Wot about them?

2. I get the gold bit. You know, nice bit of bling for the new King. I get the Frankincense bit, because everyone likes some nice expensive smellies for their birthday. It's just the myrrh bit that I don't get. 'Cause you give myrrh to dead people.

3. I wish my camel was dead.

2. **(Shouts)** Stop going on about your camel, Stan!

3. **(In a small voice)** Sorry...

1. **(Now speaks in an educated, lecturing voice)** I'll have you know that 'because of myrrh's various medicinal uses, this gift represents Christ's human nature, then Suffering Saviour, the Great Physician, and the Passion. Admittedly, because myrrh was also used in the embalming or anointing of the dead, it came to represent mortality, suffering, and sorrow. However, when burned as incense, myrrh is a symbol of prayers rising to heaven. It is very expensive to buy.'

2. **(A moment of awed silence)** Where'd you learn all that then?

1. Oh, from the internet. Googled it before we started following the star.

2. Oh, right...

3. So what you're saying is, this little baby is going to grow up to be a king, but he's not going to have an easy life?

1. Exactly!

3. It's funny you should say that, 'cause when I looked at the baby, I felt all nice and warm inside, like he was something really special, and then when those shepherds killed that little lamb for dinner, I came over all goose - pimply, like that was going to happen to him one day.

1. **(Pause)** I don't know about that Stan, but be that as it may, I reckon this baby is going to have a very interesting life, you mark my words.



2. What was his name again?

1. Jesus.

2. Oh yeah, that's right, Jesus. Nice name.

3. Nicer than Forrest Hump.

1 & 2 **(Loudly)** Shaddup!!



Shepherds sketch

Two shepherds walk from different directions and sit so as to overlook their respective flocks. They speak in low voices to their sheep as they count them into the fold. They may call some of them by name and pretend to check them off on clipboards. (This should take 20-30 seconds).

The two shepherds then begin their dialogue while occasionally looking back at their sheep.

I hope I can get to sleep tonight.

Do you know what helps?

What?

(Laughs) Counting sheep!

Oh, you're so funny! Don't give up your day job.

Or your night job...

(Together) **'Coz they're the same job!** *(Laughter)*

(Pause)

Last night, I had to leave 99 of my sheep in the wilderness to go find one that had wandered off.

Yep. Been there, done that!

Then, we get 'em all penned up within these small rock walls and...

... we end up sleeping in the gate.

And why is it, you always end up sleeping on top of a pointy rock? I tell you what, my back is ruined!

(Slight pause)

I hear that there's people who live in the cities, that actually sleep in beds!

Huh! Don't believe everything you hear. How would they keep their sheep in?

Good point.

But I heard that they make big money in the city.

Where could *we* spend money?

I know... but I'd like to have some just so I could figure out what to do with it.

(Looking up) I just wish that God knew what it was like to live like one of us!!!! Huh, I wish he actually knew we even existed...

You don't think He knows?

(Guffaws) Like He's got time to be bothered with a couple of shepherds? Pull the other one!

Maybe...

If He knows, then why doesn't he give us a sign?

You mean, like a sign from God?

Yes!

And what sort of sign would do it for you then?

I don't know... Maybe three weeks in a row without having to track down one of my stupid sheep.

Three weeks is a long time.

Yeah, but I would know that it was a message from God if my thick-headed sheep didn't wander off for three weeks.

I suppose you are right.

Just something simple -

--Enter suddenly the Angel-- (could just be a very bright light with voice over)

FEAR NOT!

--Shepherds look towards angel while falling backwards at the same time--

Is that an ...

Angel?

I think so!

I BRING YOU GOOD NEWS OF GREAT JOY FOR ALL THE PEOPLE.

--Shepherds look at each other in amazement--

UNTO YOU THIS DAY IS BORN IN THE CITY OF DAVID A SAVIOR WHO IS CHRIST THE LORD!

THIS WILL BE A SIGN FOR YOU: YOU WILL FIND A CHILD WRAPPED IN CLOTHS AND LYING IN A MANGER.

(Sound effect) **ALLELUIA!** –

GLORY TO GOD IN THE HIGHEST HEAVEN, AND ON EARTH PEACE TO THOSE HE FAVORS.

--Shepherds sit dumbfounded for a moment. They are obviously trembling--

(Both use trembling voice)

Did you see that?

I think so?

Was it...

An angel?

I think so!

With a heavenly host of angels doing the singing bit?

Yep!

Wow!

You don't see that every night.

You certainly don't!

And how about that line - 'fear not'!

Yeah right! Fear not?? I'm shaking like a lamb who's been invited to Sunday dinner.

Huh! You should worry. I think I've wet myself! ... Still, warmed me up a bit!

That's disgusting!

Sorry...

Still, all in all, it was pretty impressive! Do you think that God knows we're here now?

(Ponders the question) Oh, I dunno. I'm still waiting for a sign.

(Rolls his eyes at his fellow shepherd and mutters under his breath) **And we wonder why people think shepherds are thick!** *(Then speaking louder)* **C'mon. If we hurry, we can go and discover this baby Saviour in a manger and be back before our sheep know we're gone.**

A baby Saviour? Never heard of a Saviour being born in a stable! I wonder what he's like?

Guess we'll have to go and look to find out!

Ok. Anyway, it's better than sitting around waiting for something to happen!

--Shepherds exit in the same direction--

Author unknown.

LUCY PAINTBOX

Colour and Cut Out

Nativity




LUCY PAINTBOX

ALL YOU NEED IS:

- Paper or card
- Scissors
- Sellotape or glue stick
- Coloured pencils, crayons or paints



Remember
to keep your Nativity
scene away from
candles and Christmas
lights!



CONTENTS

- 3 Ideas for your Nativity pictures [GO TO PAGE 3](#)
4-5 About the Christmas Story, with map [GO TO PAGE 4](#)

ZIGZAG NATIVITY to cut and fold, no sticking needed

- 6 How to make up [GO TO PAGE 6](#)
7-9 Print in colour
10-12 Print in black and white

ONE-PAGE NATIVITY Basic scene on one A4 page

- 13 How to make up [GO TO PAGE 13](#)
14 Print in colour
15 Print in black and white

FULL NATIVITY with stand-up figures, animals and trees

- 16 How to make up [GO TO PAGE 16](#)
17-21 Print in colour
22-26 Print in black and white

COLOURING EXTRAS

- 27-28 Christmas Story wording [GO TO PAGE 27](#)
29 Map to colour [GO TO PAGE 29](#)
30-42 Each figure in large size [GO TO PAGE 30](#)



Also available: Christmas Colouring Pictures and Cards

Free download from www.lucypaintbox.org.uk
Copyright © Beryl L Pratt



IDEAS FOR YOUR NATIVITY PICTURES

After colouring the scene, fold the pieces flat and put inside a Christmas card as a gift for a friend.

Make 25 stand-up figures and place one on the scene each day of Advent. Put the baby in on Christmas Day.

Stick the figures to a decorated paper plate to make a wall plaque.

Make lots of angels and hang them from some tinsel to make a garland.

Decorate the figures with glitter, silver foil, confetti, wool or snippets of fabric.

Stick the figures to drinking straws to make puppet show figures.

Use the colouring pages to make a big wall poster – sellotape them all together at the back.

Use shredded yellow or brown paper to make hay for the stable floor.

Use the pictures to make your own Christmas cards, bookmarks, note paper and gift tags

Take a photo of your finished Nativity scene and have it printed on a mug or tee shirt

Use a shoebox on its side as your scenery background. Paint the inside blue and put stars and angels in the sky.

Make a extra stand-up figure and put a photo of yourself on – you can be there in the stable!

Cut closely round the figures, paint solid black, and stick to coloured paper to make a silhouette Christmas story.

ABOUT THE CHRISTMAS STORY



★ Who was Mary?

Mary was a young lady in Nazareth specially chosen to have baby Jesus.

★ Who was Joseph?

Joseph was a carpenter who married Mary. When Jesus was growing up, Joseph taught him how to be a carpenter.

★ Why was there no room for Joseph and Mary?





It was very crowded in Bethlehem so all the places to stay were full. Everyone had to go the place where they were born, so they could be registered and their taxes could be worked out.

★ What is a manger?

A manger is a box to hold hay and food for farm animals. Some mangers were made of wood and some were carved from stone.

★ Why were the shepherds in the fields at night?

They needed to protect the sheep from wild animals such as lions, jackals and eagles, as well as thieves. They wore a thick woollen cloaks to keep warm.



★ Why were there donkeys and camels?

These animals were used to carry people and heavy loads. Donkeys can cross the countryside and mountains where the roads are rocky. Camels can survive the heat of the desert – they eat the tough plants and do not need to drink very often. Donkeys and camels are still used in the same way today.

★ Who were the wise men?


They were priests from other countries to the east of Israel. They studied the stars and believed that a bright new star meant the birth of a king. That is why they followed the Christmas star. The journey was very long and slow, and so they probably arrived a year or two after Jesus was born.

★ Why did they bring gold, frankincense and myrrh?

Gold could be used as money.

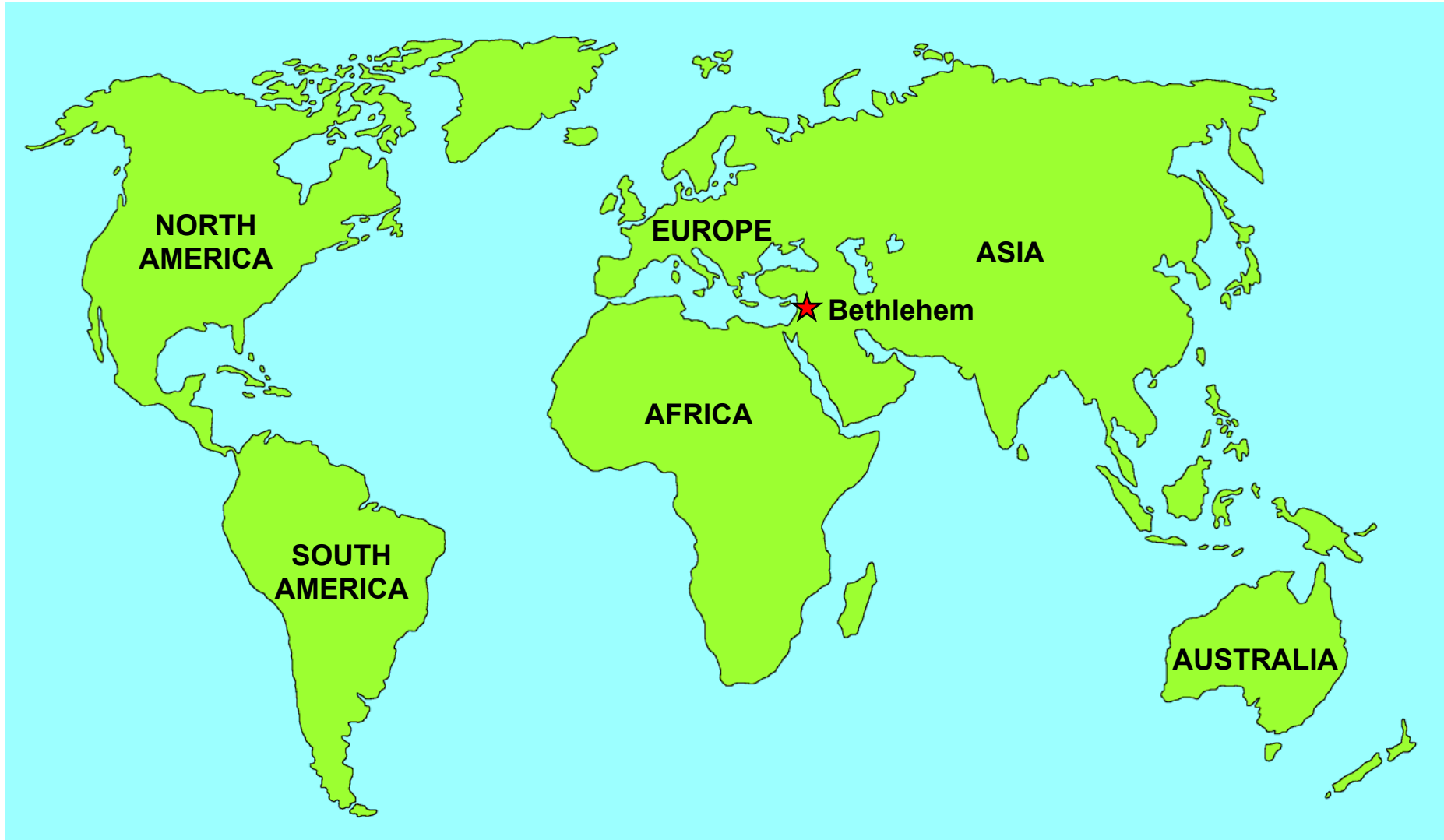
Frankincense and myrrh are perfumes. They come from the sap of certain trees. The sap drips out and dries hard into lumps. The lumps can be burned to make scent, just like we have scented candles. They can also be made into perfumed oils for people to wear. These gifts were very expensive and were meant to show great respect for a king.

ABOUT THE CHRISTMAS STORY



★ Where are Nazareth and Bethlehem?

They are small towns in Israel in the Middle East. Nazareth is in the north. Bethlehem is in the middle near Jerusalem. The distance between them is 112 kilometres (70 miles) and the journey would have taken about a week.



[GO TO COLOURING MAP](#)

MAKING THE ZIGZAG NATIVITY





- **Print** your pages.
- **Colour** in.
- **Cut** each page into strips along the solid black lines.
- **Fold** along the dotted lines so you end up with a zigzag that can stand upright – look at the photo to see which way to fold them.
- If the stable or trees do not stand up well, either stick the bottom to a base made of card, or stick one side of an unused Christmas card to the back to help them stay up. To make a double-sided row of trees, fold the tree sheet in half lengthways, without cutting, then fold the zigzags.





Join 2 strips of sheep in a circle to make a flock.




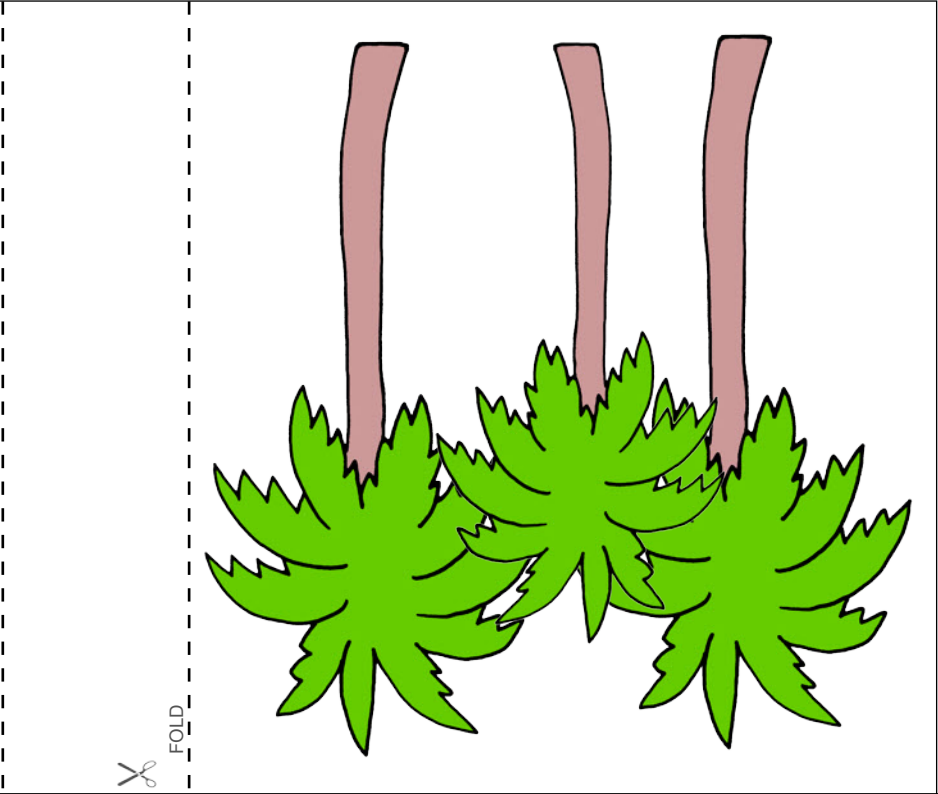
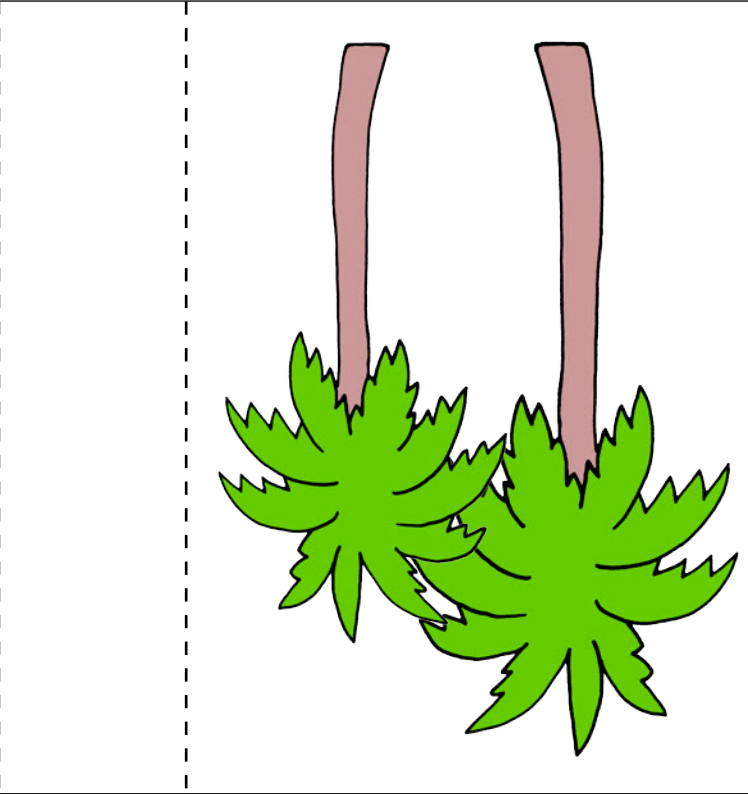

Along the back of each zigzag, write in the words of a Christmas carol, or write your own poem.










Send a zigzag as a Christmas card or use it as a bookmark.




FOLD











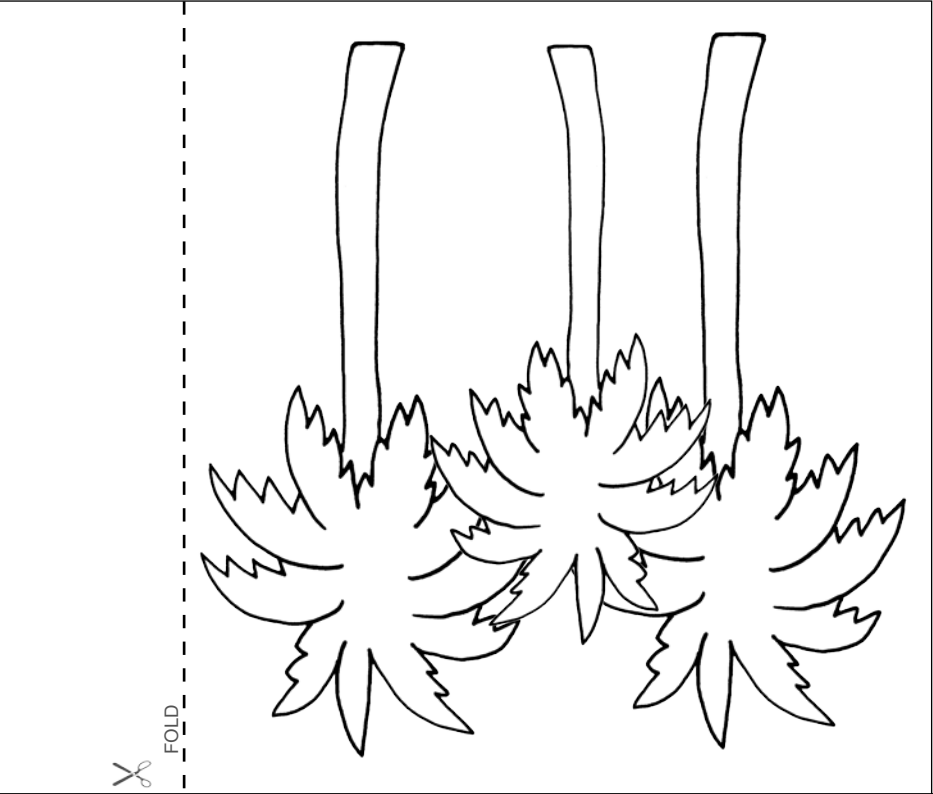
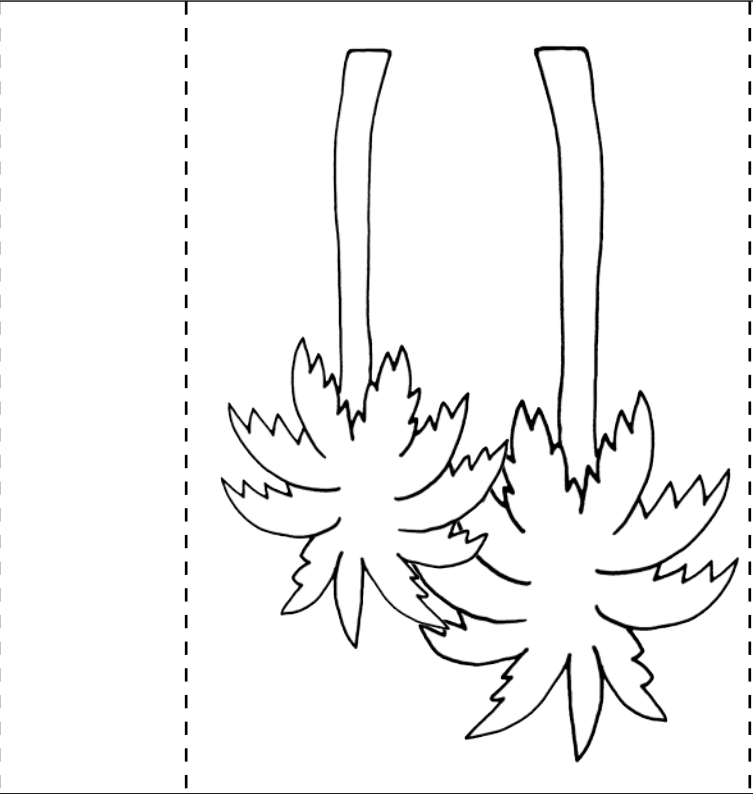



FOLD



FOLD





MAKING THE ONE-PAGE NATIVITY



- **Print** the page.
- **Colour** in.
- **Fold** on the dotted lines.
- **Cut** on the solid lines shown by the little scissor marks.
- **Stick** the bottom side flaps underneath the bottom front section.
- **Stick a larger piece of card** underneath the stable to stop it falling over.
- **Wise Man and Shepherd** – Cut out, fold the bottom flap under and stick to the front part of the scene.




This makes a good present to post to a friend, as it all folds down flat.




Use a magazine picture of a desert or hilly countryside as a background.

Run the smooth part of a teaspoon along a fold to flatten it.

If you keep losing the end of the sellotape on the roll, just cut off a piece of plastic drinking straw and place under the end, like a bookmark.

The donkey and sheep would appreciate it if you could draw in some extra hay or fresh cut grass for them in the stable!

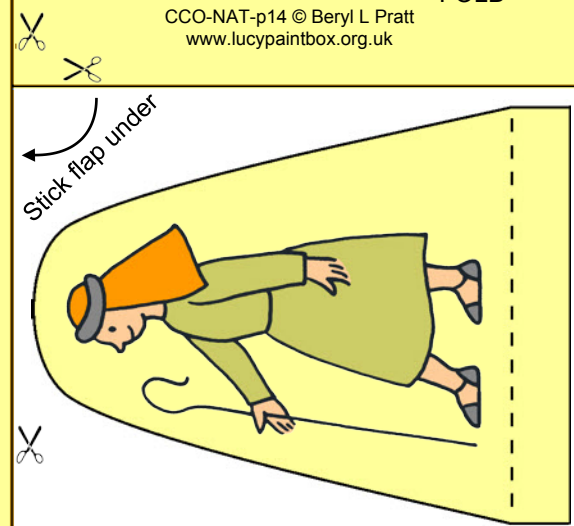
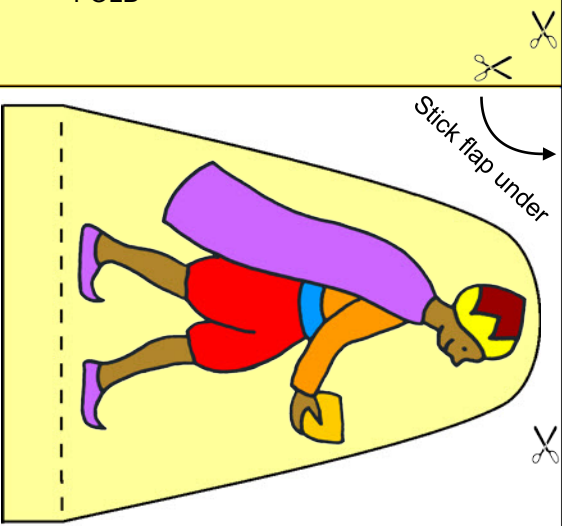










FOLD

FOLD

CCO-NAT-p14 © Beryl L Pratt
www.lucypaintbox.org.uk

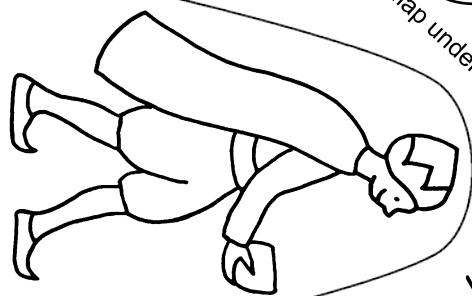




FOLD

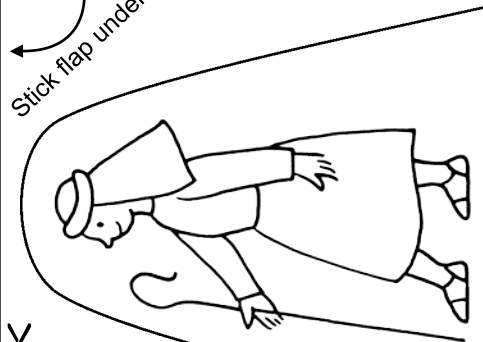
FOLD

CCO-NAT-p15 © Beryl L Pratt
www.lucypaintbox.org.uk



Stick flap under

Stick flap under



MAKING THE FULL NATIVITY



A large cardboard box on its side can hold the Nativity scene. Line the box with white or silver paper and face it towards the light, to stop it being dark inside.

The blue angels go in the sky. The yellow angel speaks to the shepherds.

- **Print** the pages.
- **Colour** in.
- **Make up** the empty stable:
 - **Cut** the solid lines as shown by the little scissor marks.
 - **Fold** on the dotted lines.
 - **Stick** the bottom side flaps underneath the bottom front section.
 - If the stable does not stand up well, stick to a larger piece of card as a base.
- **Single sheep** – Join the bottom flaps to make into a double.
- **Double-sided figures** – Fold along the two dotted lines, and stick together at the top. To stop them falling over, put something heavier inside the base, such as a length of playdoh or tack, small pieces of thick card, or some paper rolled into a tube. You can make a tube by rolling it round a pencil.

1 Group the figures to show different parts of the Christmas story. Use a white sheet on a table, with a blue or black cloth as a background.

2 Take photos of each group and stick the prints, in the right order, to a long piece of wallpaper, with the story underneath.



3 Make your photos into a Christmas story book.

Try your hand at stop-frame animation. Show your film to the whole school, club or church!

Shepherd watching their flocks – The angel brings the message – The shepherds go to Bethlehem





FOLD

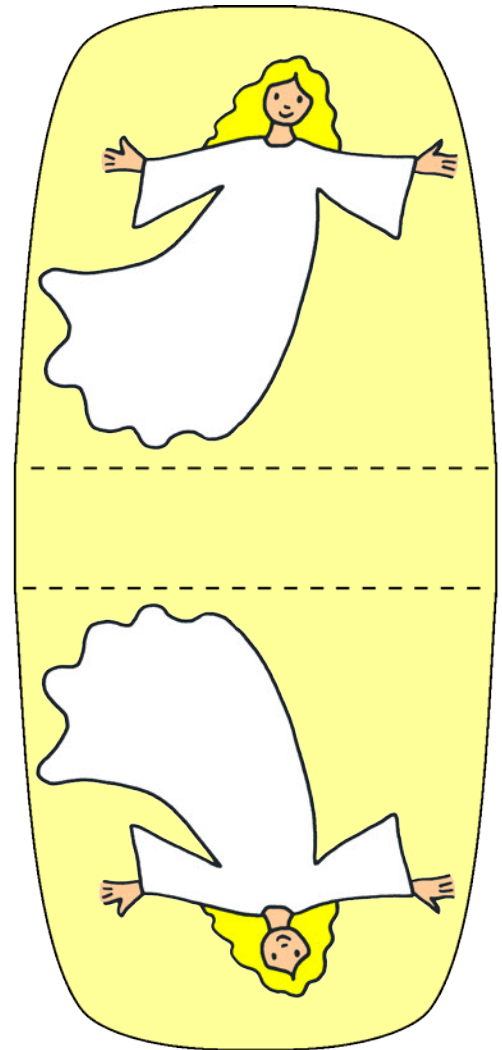
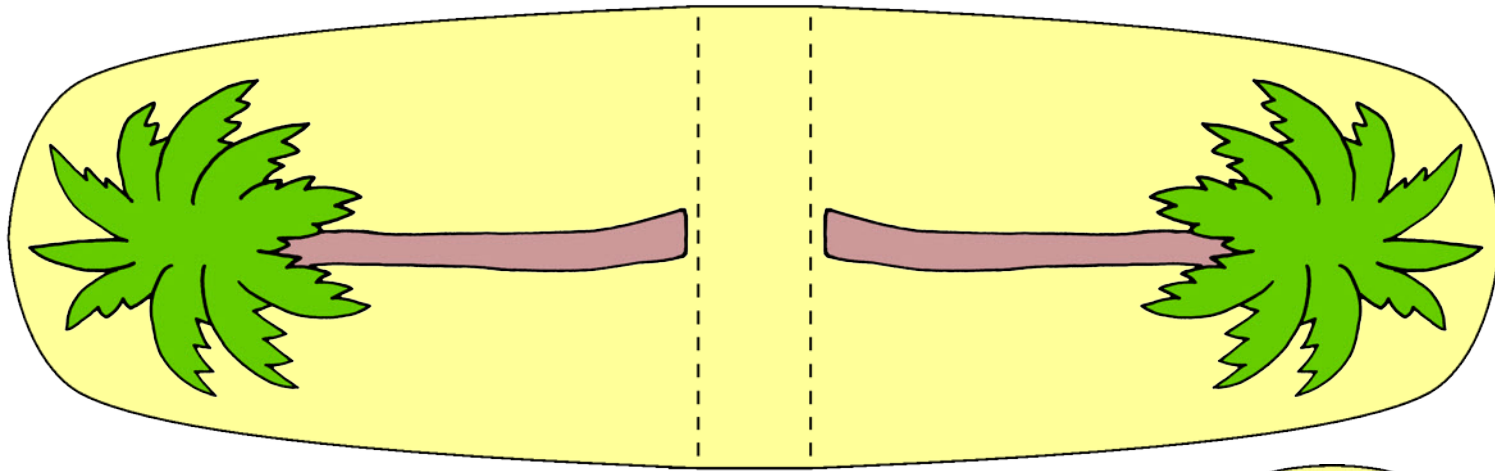
FOLD

CCO-NAT-p17 © Beryl L Pratt
www.lucypaintbox.org.uk

Stick flap under

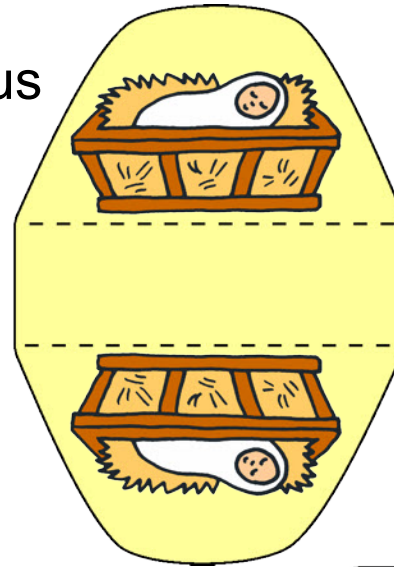
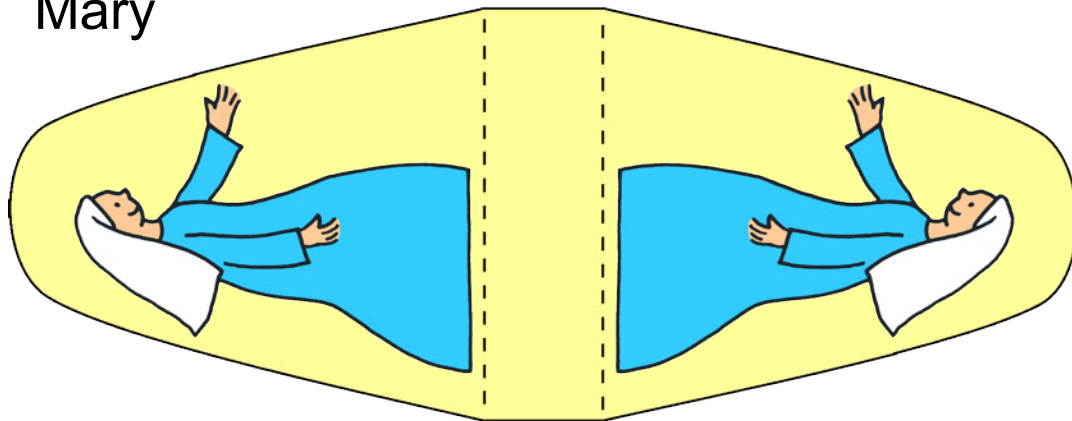
Stick flap under



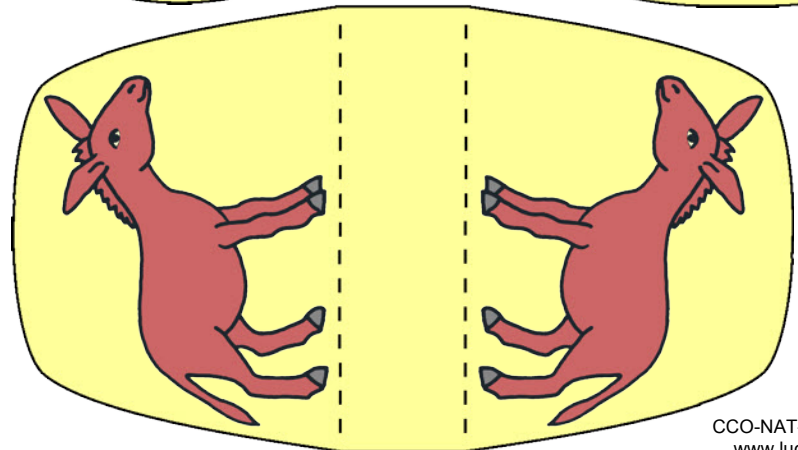
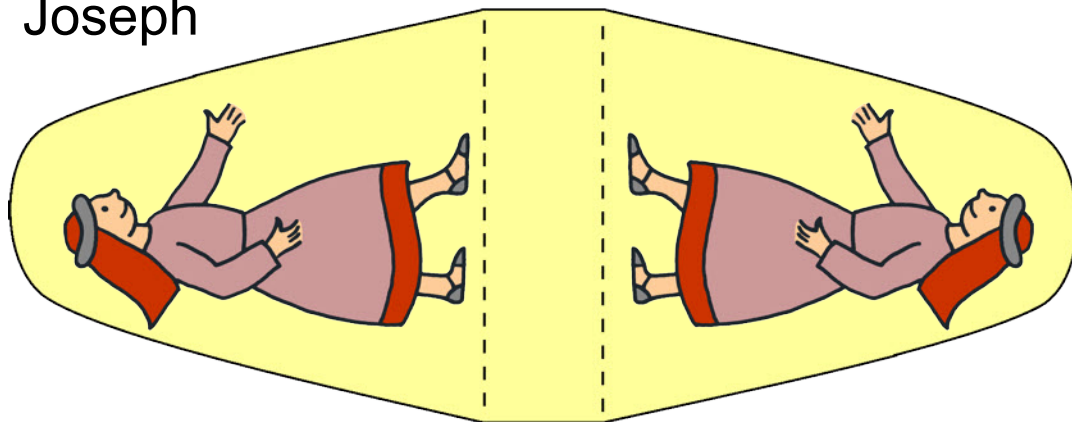


Mary


Baby Jesus

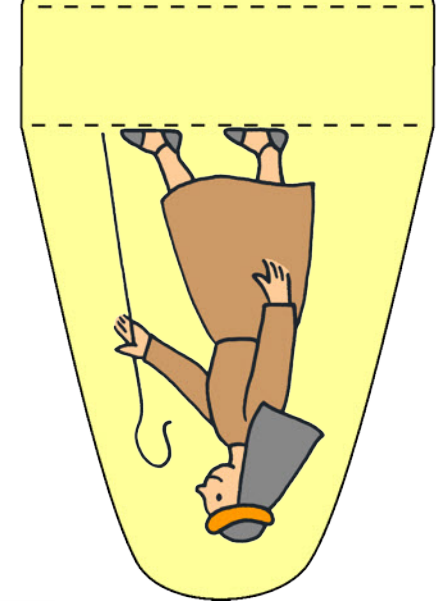
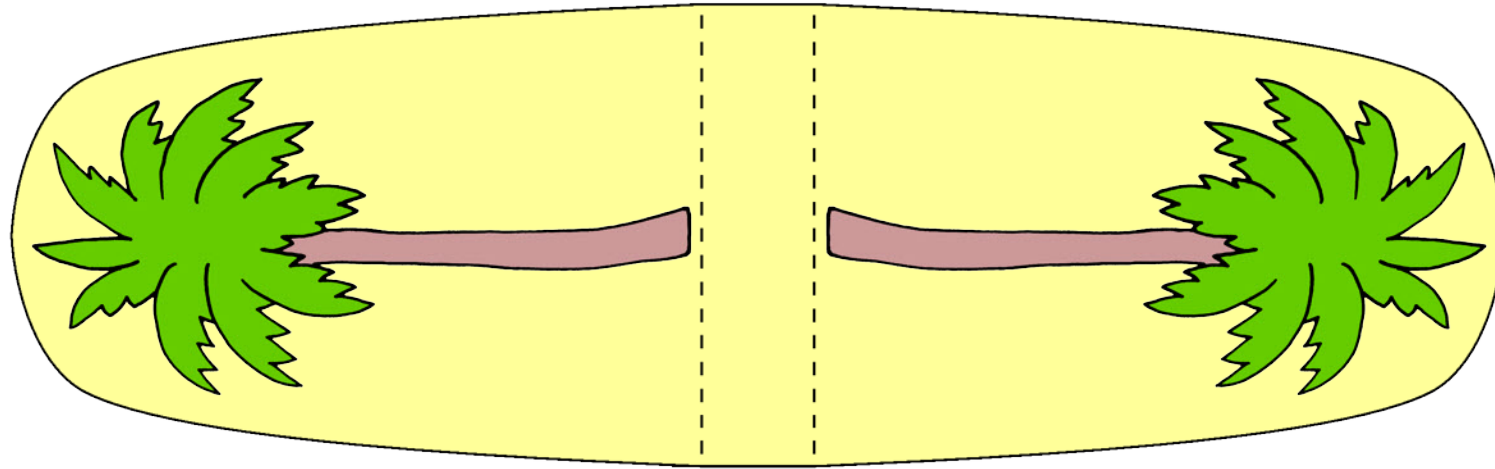
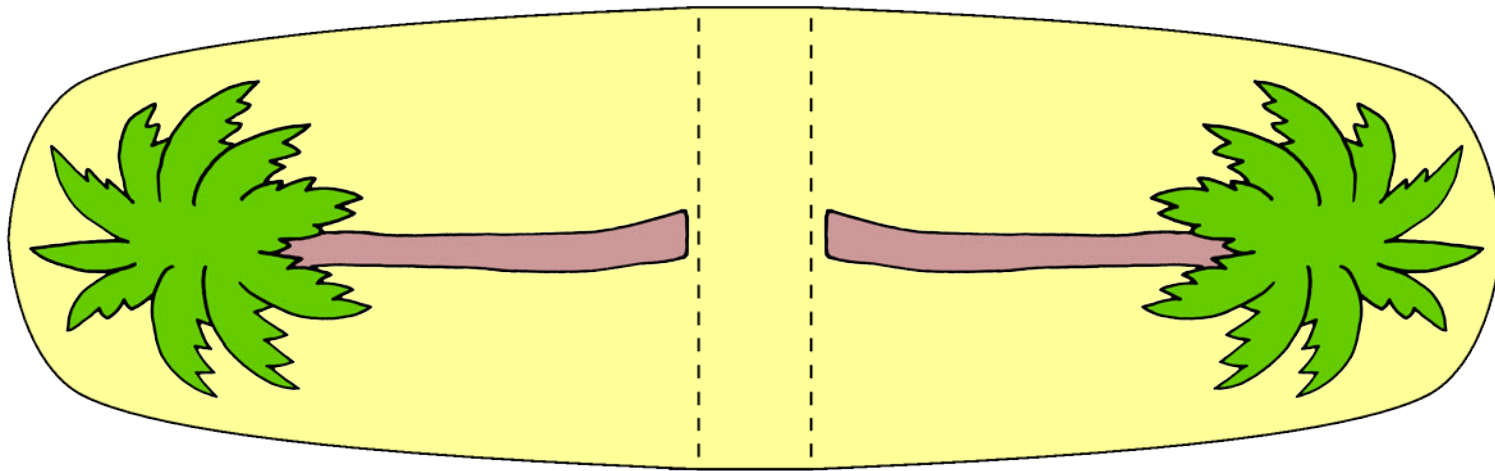


Joseph

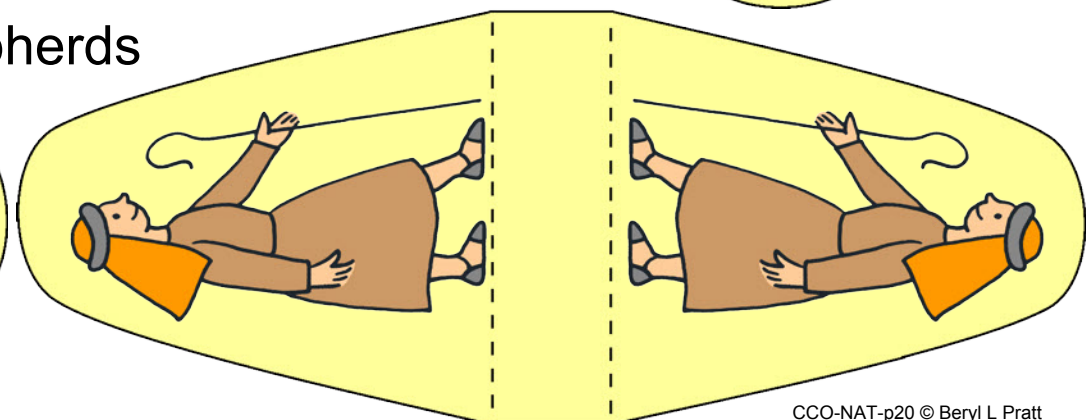
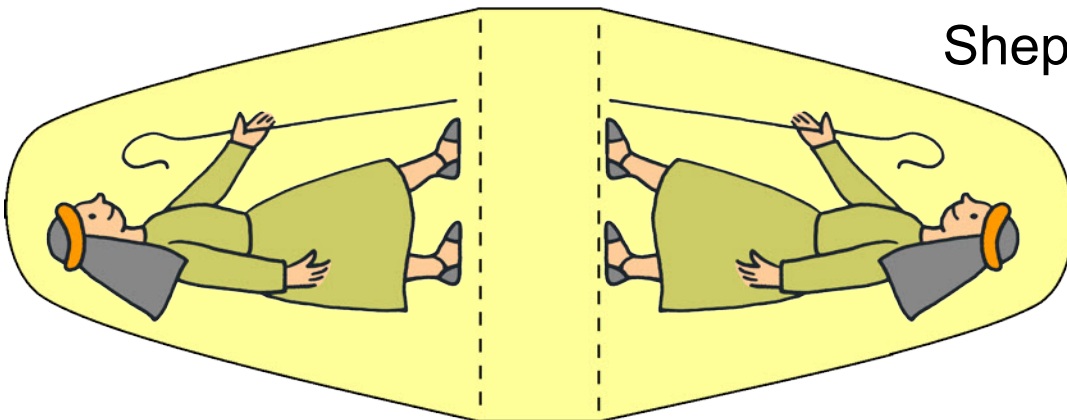






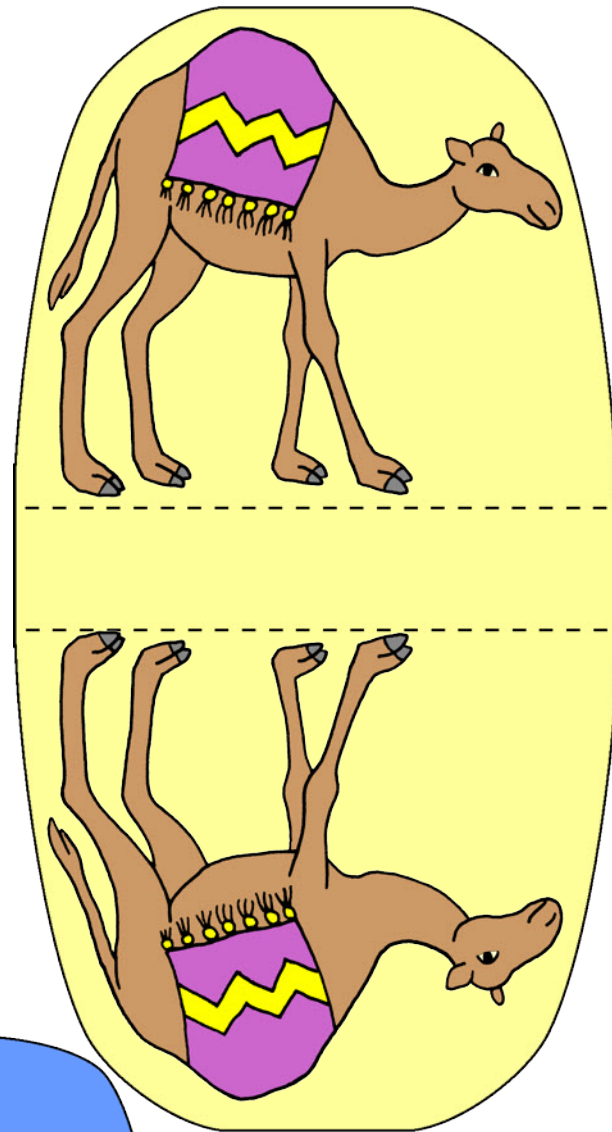
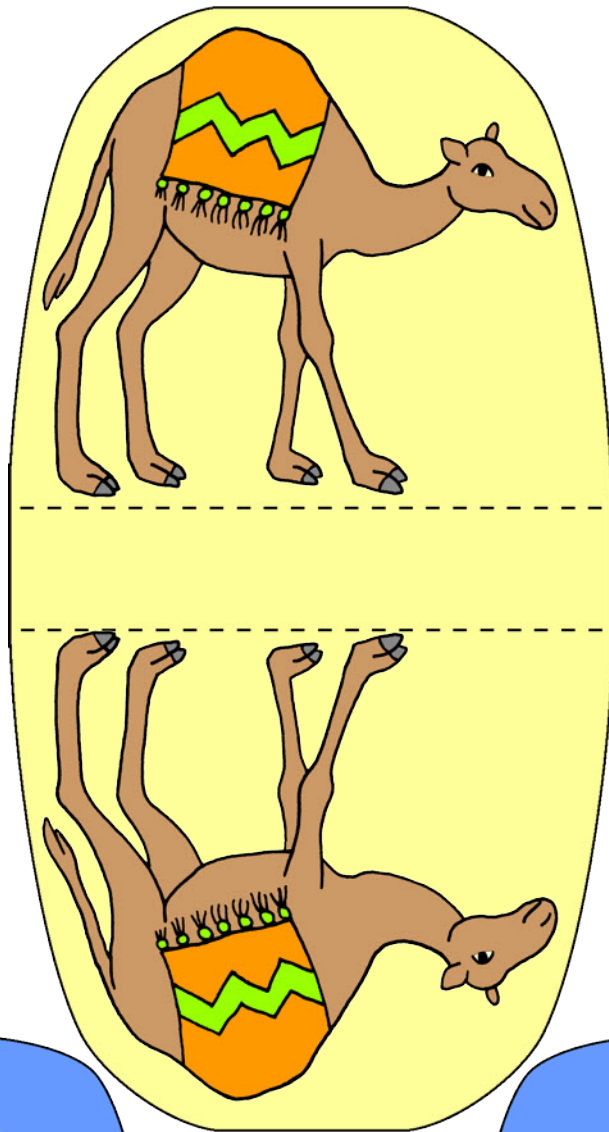
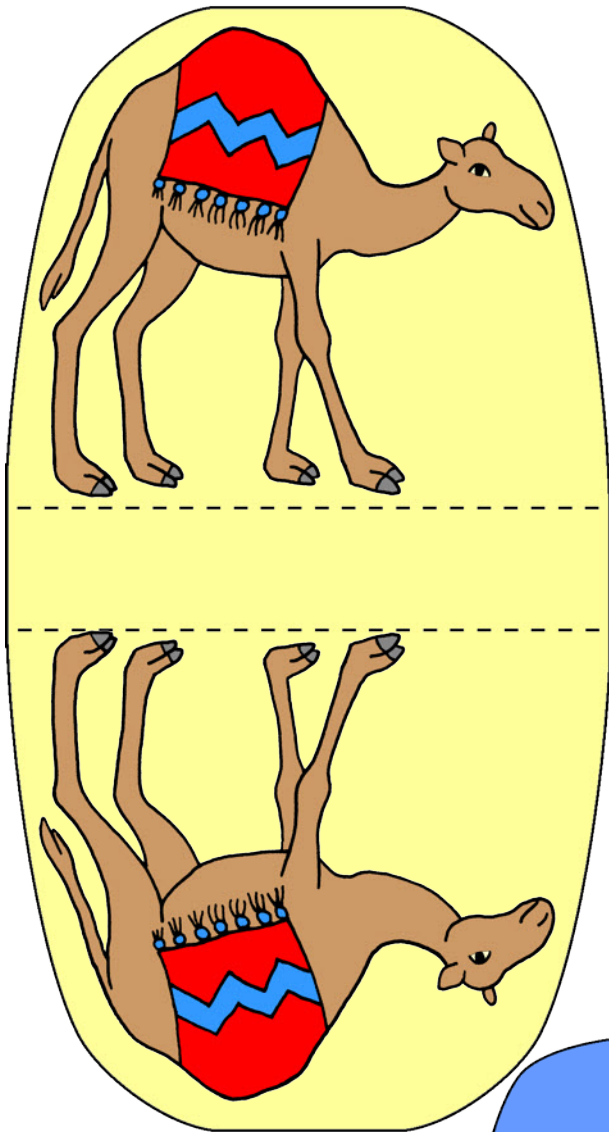
Wise Men

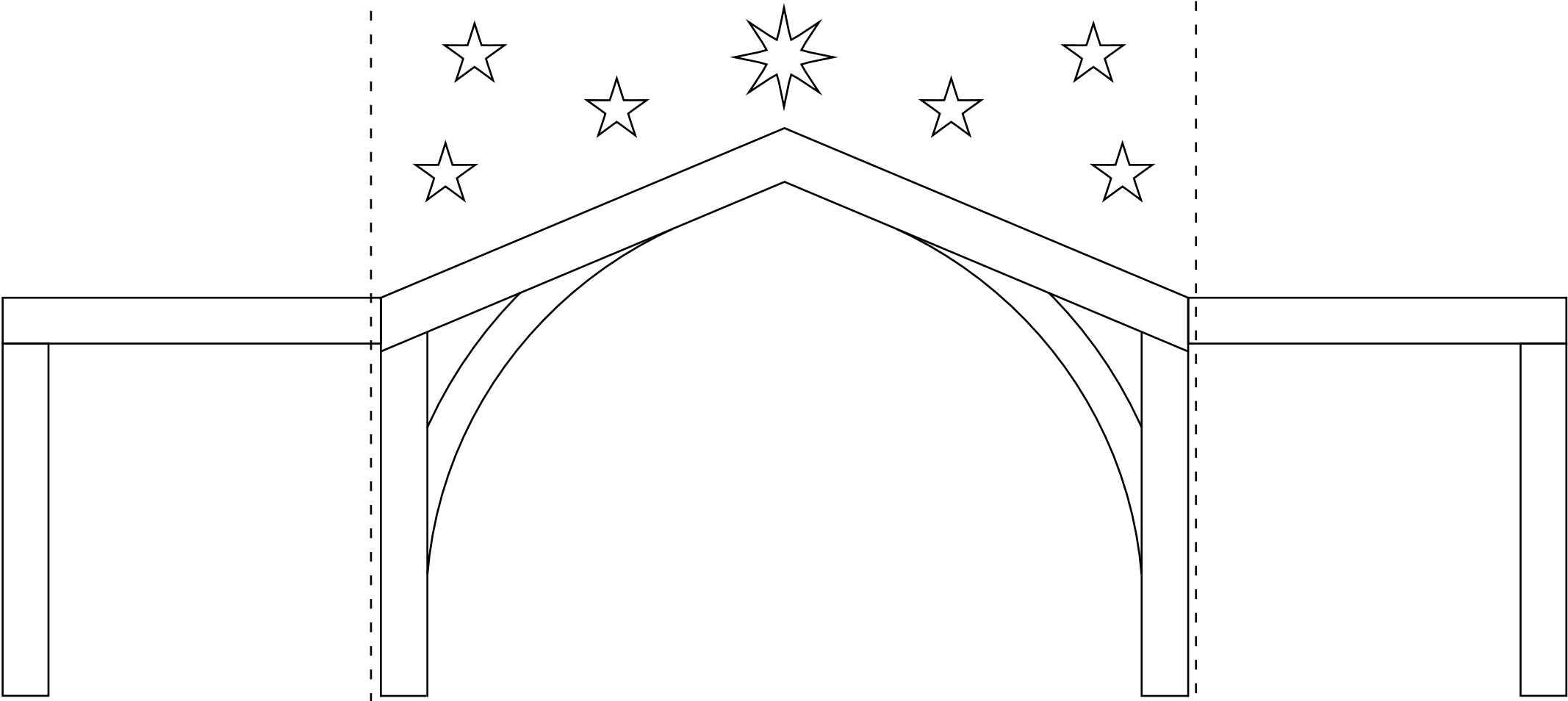




Shepherds









FOLD

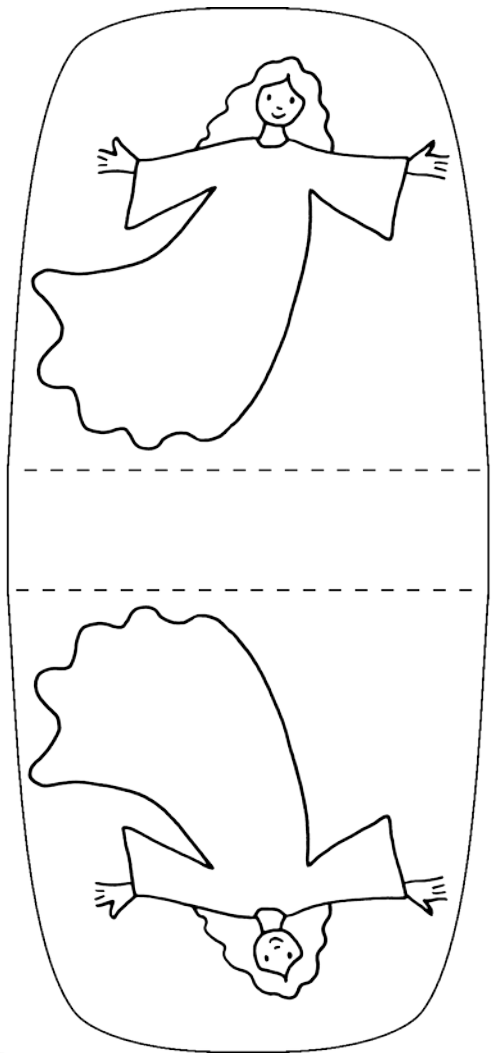
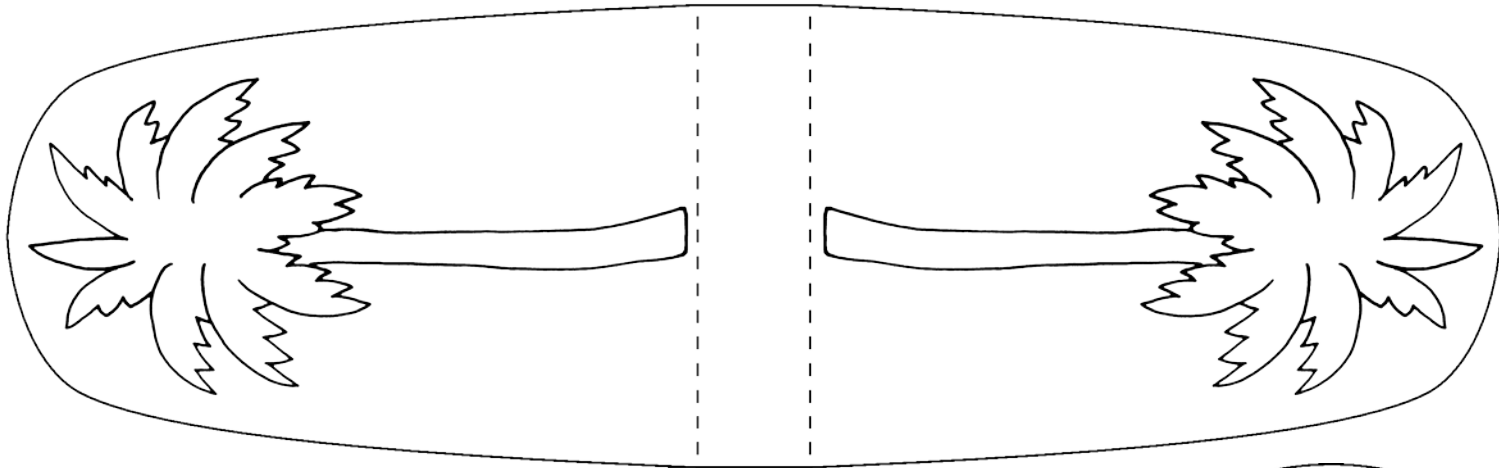
FOLD

CCO-NAT-p22 © Beryl L Pratt
www.lucypaintbox.org.uk

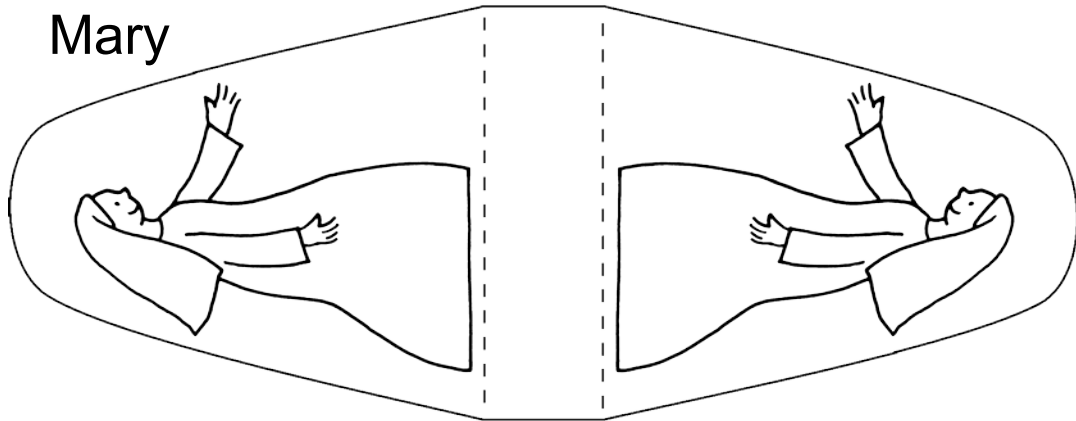
Stick flap under

Stick flap under

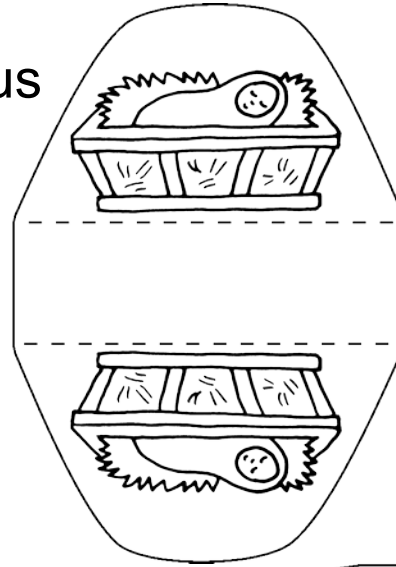




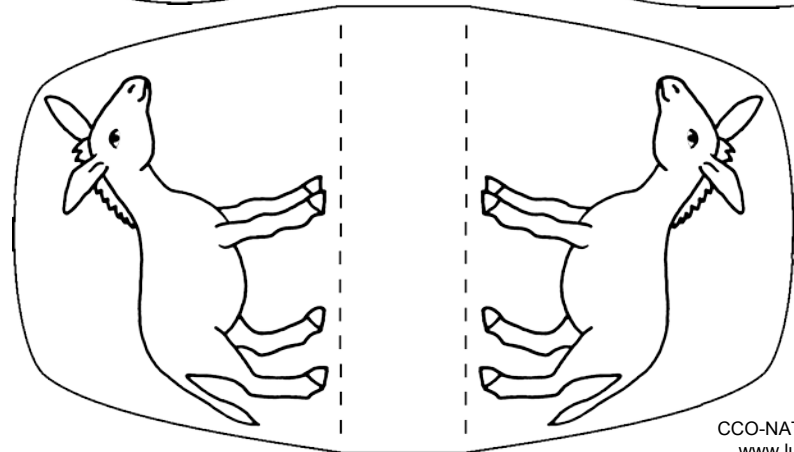
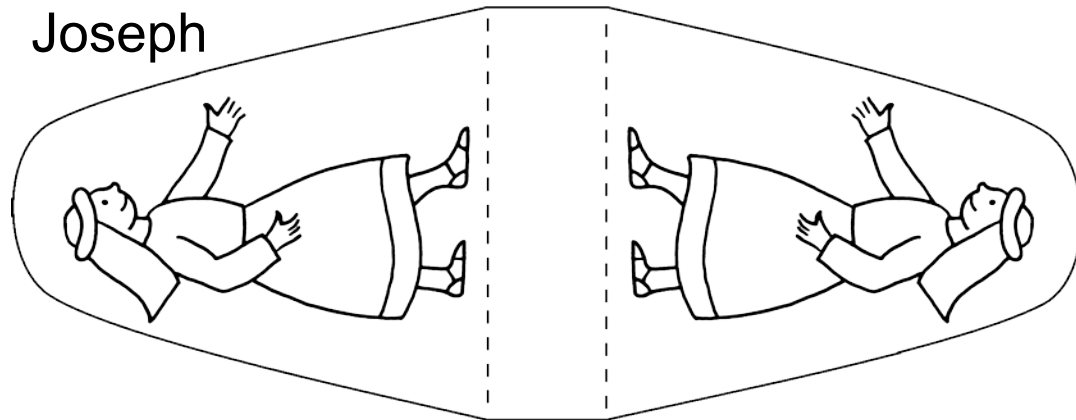
Mary






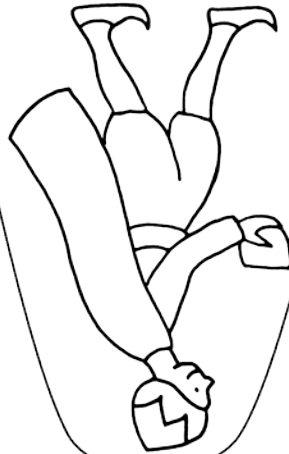
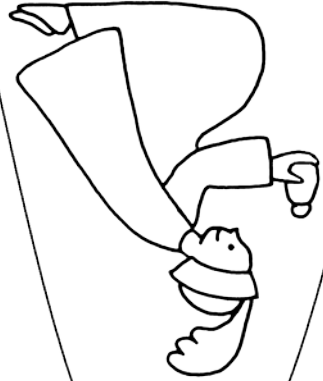
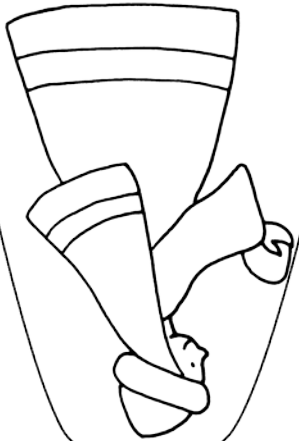
Baby Jesus

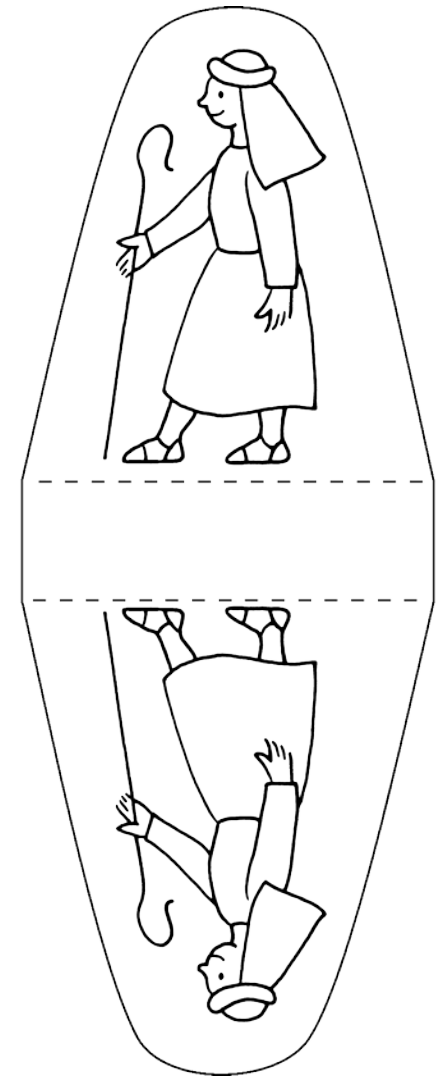
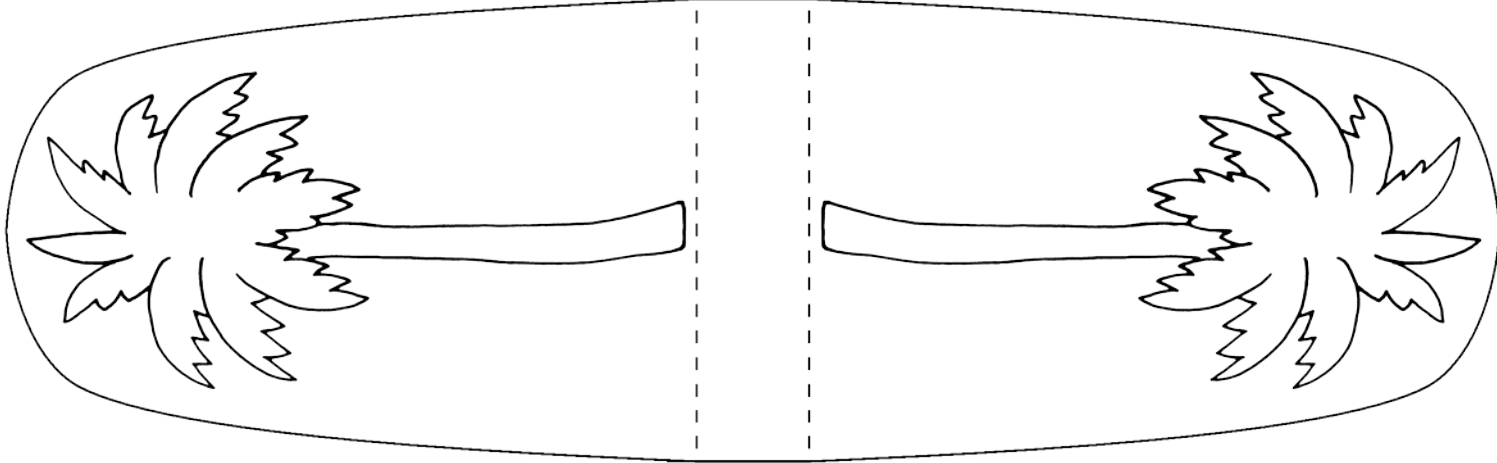
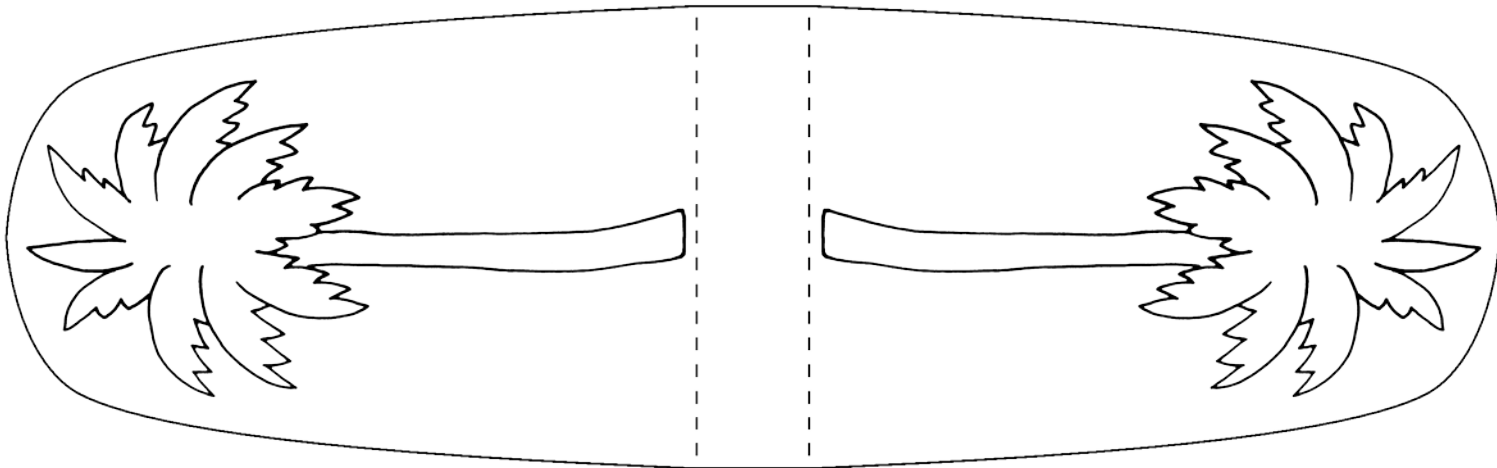


Joseph

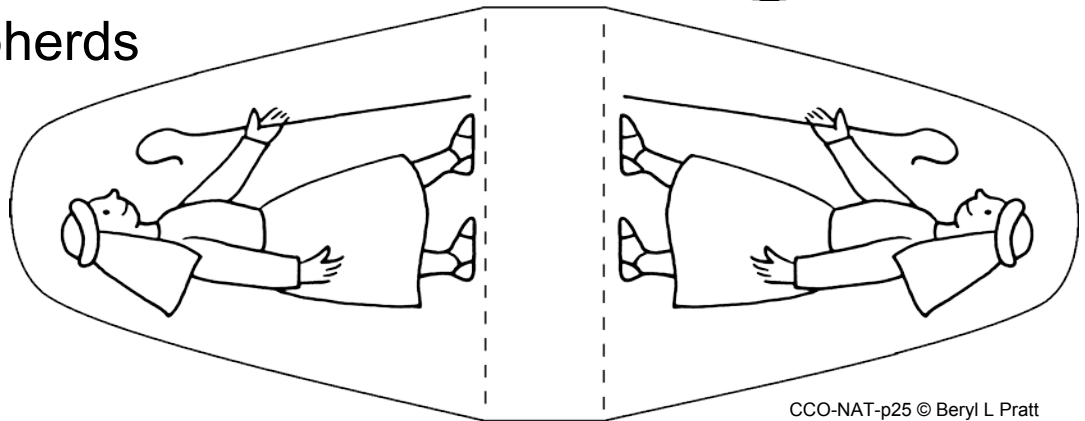
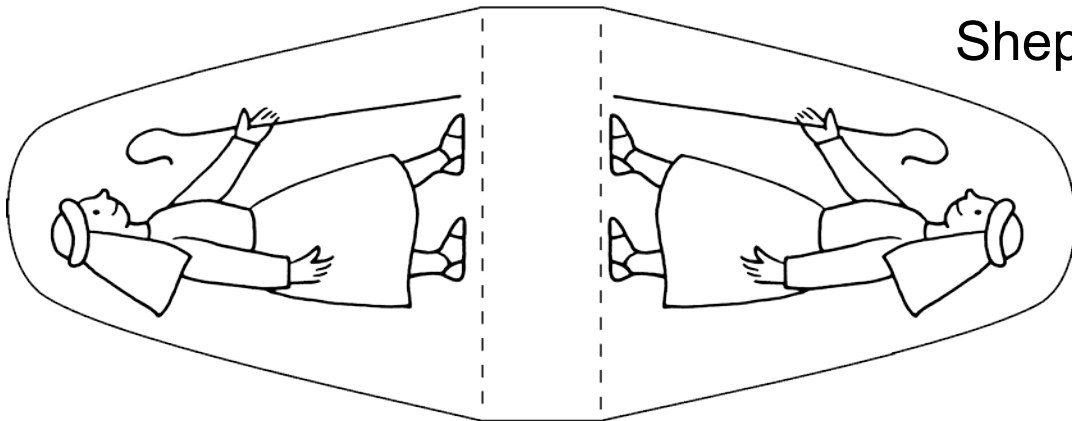




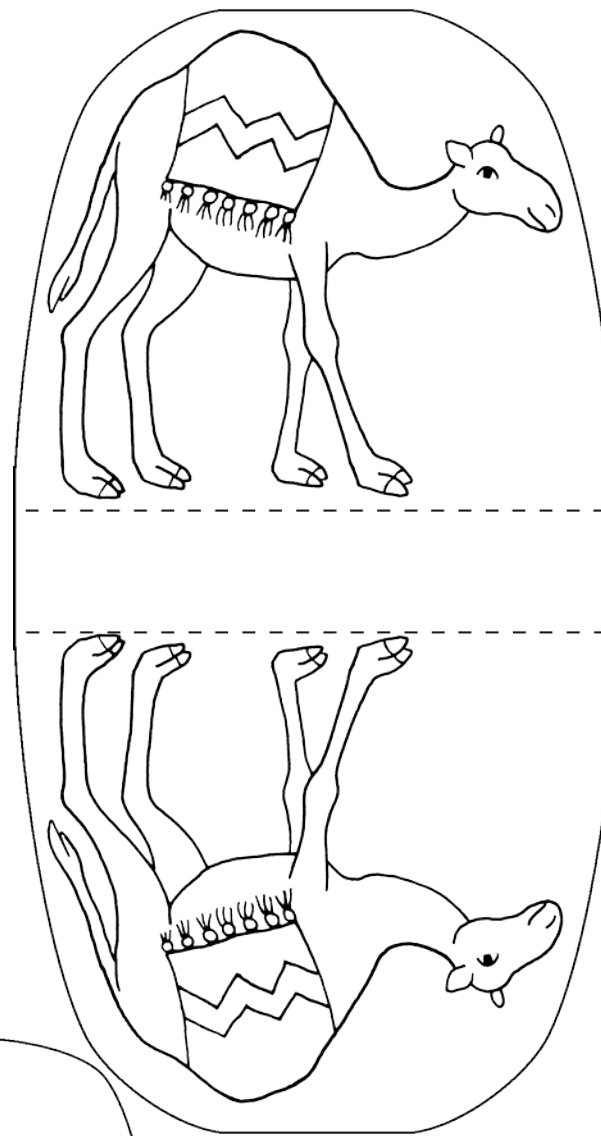
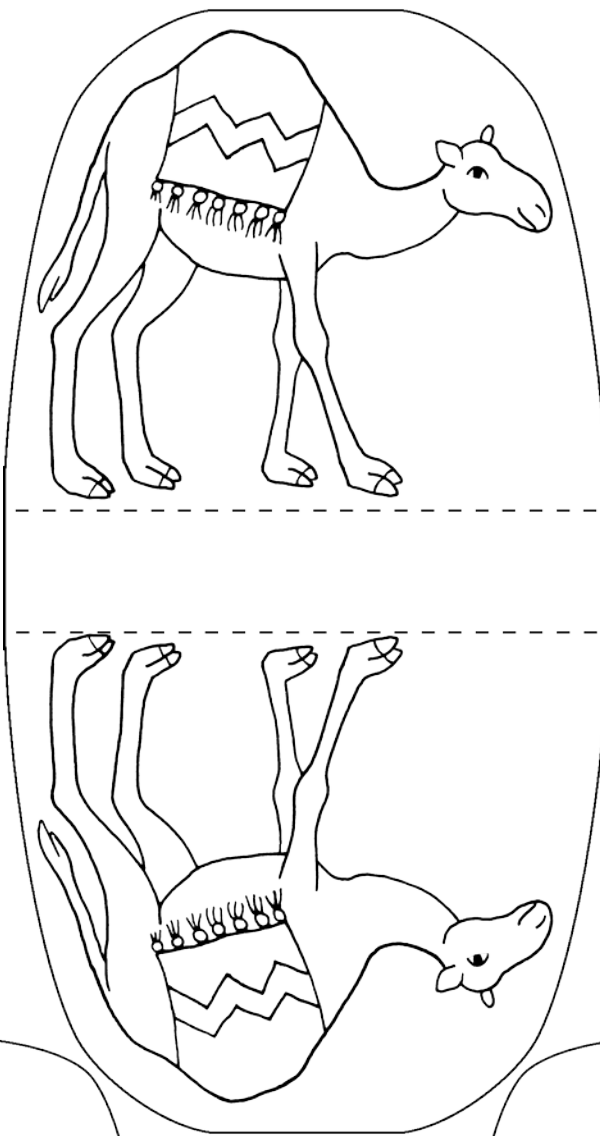
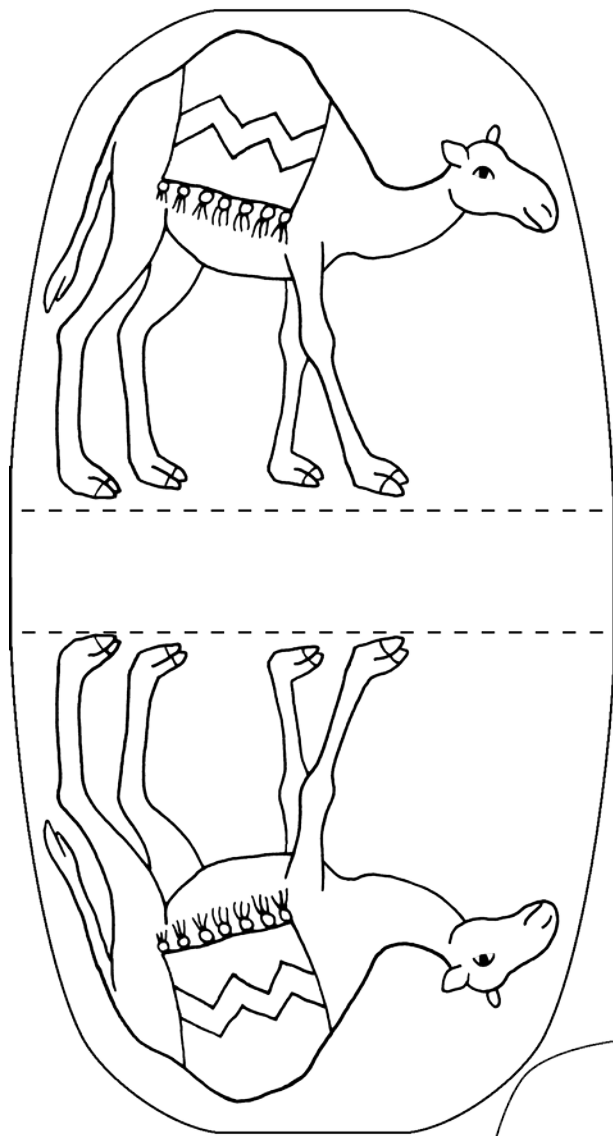
Wise Men





Shepherds





1

An angel visited Mary in Nazareth.
He said to her, "You will have a
baby son and call him Jesus."

2

Joseph and Mary went to
Bethlehem to be registered. They
stayed in a stable, because there
was no room for them at the inn.

3

Mary gave birth to her baby.
She wrapped him in cloths and
laid him in manger.

4

The shepherds were looking after
their sheep in the fields at night.

5

Shining angels appeared, singing
"Peace on Earth!
A son is born in the City of David!"

6

The shepherds went to
Bethlehem and found the baby in
the stable, lying in a manger.

7

Wise men came from the east
following a bright star, looking for
the baby who was born to be king.

8

The wise men gave him their gifts
of gold, frankincense and myrrh.

The Christmas Story

1

An angel visited Mary in Nazareth. He said to her, "You will have a baby son and call him Jesus."

2

Joseph and Mary went to Bethlehem to be registered. They stayed in a stable, because there was no room for them at the inn.

3

Mary gave birth to her baby. She wrapped him in cloths and laid him in manger.

4

The shepherds were looking after their sheep in the fields at night.

5

Shining angels appeared in the sky singing "Peace on Earth! A son is born in the City of David!"

6

The shepherds went to Bethlehem and found the baby in the stable, lying in a manger.

7

Wise men came from the east following a bright star, looking for the baby who was born to be king.

8

The wise men gave him their gifts of gold, frankincense and myrrh.

The Christmas Story

MY WORLD

