

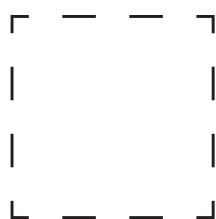
Safeguarding Decision Maker Origami

You will need

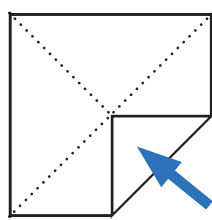
- » Scissors
- » Pens/pencils
- » Printed decision maker

The purpose of this resource is to help children, young people and even adult members of your congregation to learn more and refresh their knowledge and understanding of safeguarding.

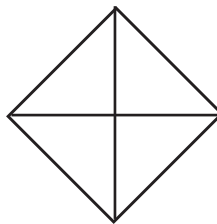
Watch assembly instructions: <https://youtu.be/nTTAbUB90rU>



Cut along the dashed lines to make a square.

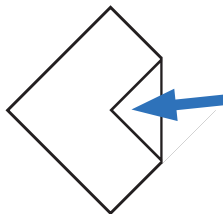


Fold a corner to the centre.

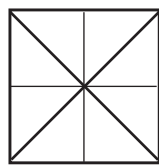


Fold all corners to the centre.

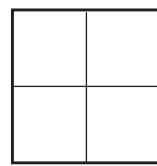
Turn over.



Fold a corner to the centre.



Fold all corners to the centre.



Turn over.

Play!

How to play

1. Choose a colour and spell it out: move the decision maker for every letter in the word.
2. Choose a number: move the decision maker that number of times.
3. Choose a number: read the statement.
4. Lift the flap to reveal the answer.

